



KM-80/-115BAJ

SELF-CONTAINED CUBER
WITH BUILT-IN STORAGE BIN



KM-80/-115BAJ
08/21/18
Item # 13162

Item #: _____
 Project: _____
 Qty: _____
 AIA#: _____

W x D x H
17³/₄" x 24" x 39"*
*including 6" legs

KMEdge
DESIGN

W x D x H
23³/₄" x 24" x 39"*
*including 6" legs

ADA Compliant



KM-80BAJ ★
Air-Cooled

KM-115BAJ ★
Air-Cooled



Features

- ▶ Individual crescent cube
- ▶ Stainless steel evaporator
- ▶ CycleSaver™ design

KM-80BAJ

- Up to 86 lbs. of ice production per 24 hrs
- Built-in storage capacity of 1.3ft³/38 lbs.*

KM-115BAJ

- Up to 116 lbs. of ice production per 24 hrs
- Built-in storage capacity of 1.8ft³/53 lbs.*
- Durable stainless steel exterior
- Front-in, front-out airflow with removable air filter
- Slide in door
- Power switch accessible without panel removal
- Built-in installation possible
- 6.5 ft. (2000 mm) power cord with NEMA 5-15P plug
- H-GUARD Plus Antimicrobial adds extra protection to the ice scoop (included)
- EverCheck™ alert system
- R-134a Refrigerant
- *Optional Drain pump assembly - HS-5061*

Warranty:

3 Year Parts & Labor on entire machine 5 Year Parts & Labor on Evaporator.
5 Year Parts on Compressor; air-cooled condenser coil 1 Year - HS-5061 Drain
Pump Assembly - Parts & Labor. Valid in United States, Canada, Puerto Rico and
U.S. Territories. Contact factory for warranty in other countries.



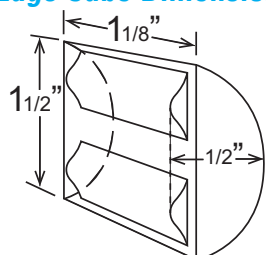
ICE PRODUCTION WATER USAGE ELECTRICAL

Condenser	Model	Air / Water Temp		Potable		kWh Used	Min. Circuit	Amperage	Voltage	Heat Rejection	Refrigerant	Net / Ship
		Lbs. per 24 hours	Gal. per 100 lbs.	Gal. per 100 lbs.	per 100 lbs.							
Air-Cooled	KM-80BAJ	86	60	18.2	N/A	7.95	15A	3.5A	115V/60/1	1,350	7.1 oz.	92 / 123
Air-Cooled	KM-115BAJ	116	102	20.6	N/A	8.10	15A	5.5A	115V/60/1	2,100	7.8 oz.	106 / 146

KM-80BAJ Shipping: (LxWxH) 27.25" x 21.12" X 39.75" Volume: 13.50ft³

KM-115BAJ Shipping: (LxWxH) 27.25" x 27.25" X 39.75" Volume: 17.08ft³

KMEdge Cube Dimensions*



* approximate size in inches, image not to scale

Operating Limits

- Ambient Temp Range 45 - 100°F
- Water Temp Range 45 - 90°F
- Water Pressure 10 - 113 PSIG
- Voltage Range 104 - 127V

Service

- Allow enough space at rear for water supply and drain connections, at least 12" (30 cm) clearance at front and at least 0.6" (15 mm) clearance at top for maintenance.

Plumbing

- Icemaker Water Supply Line: Minimum 1/4" Nominal ID Copper Water Tubing or Equivalent
- Icemaker Drain Line: Minimum 3/4" Nominal ID Hard Pipe or Equivalent

Water Filter

Please refer to water filter spec sheet for recommended configurations.



KM-80/-115BAJ

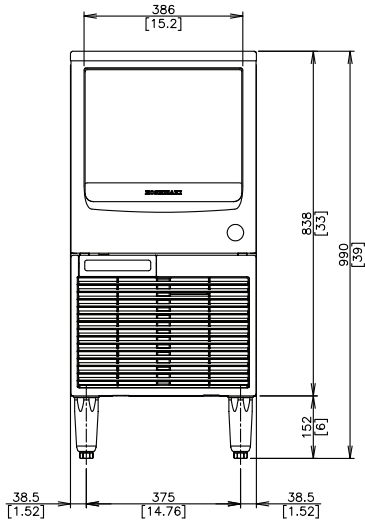
**SELF-CONTAINED CUBER
WITH BUILT-IN STORAGE BIN**



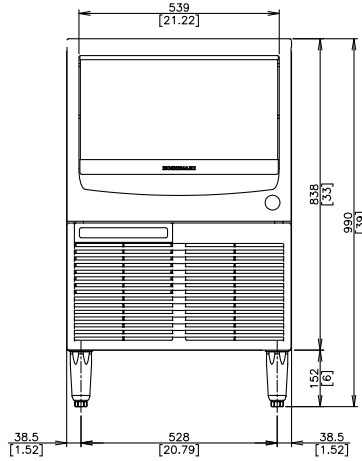
KM-80/-115BAJ
08/21/18
Item # 13162

mm
[inch]

FRONT VIEW

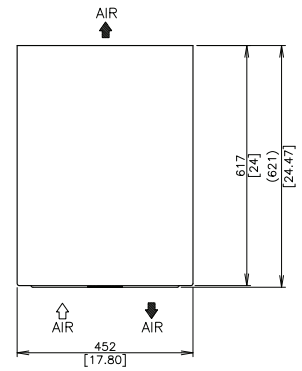


KM-80BAJ



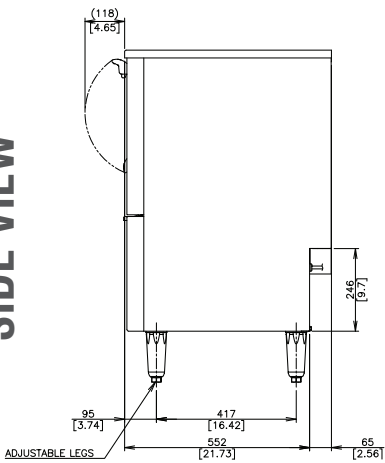
KM-115BAJ

TOP VIEW

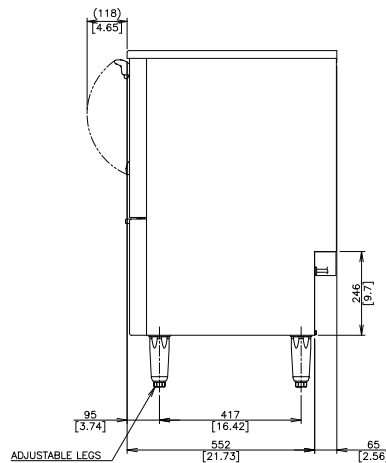


KM-80BAJ

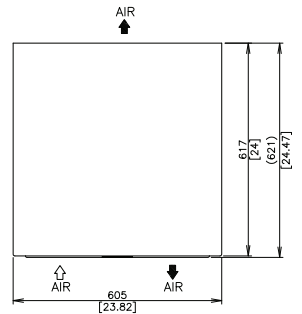
SIDE VIEW



KM-80BAJ

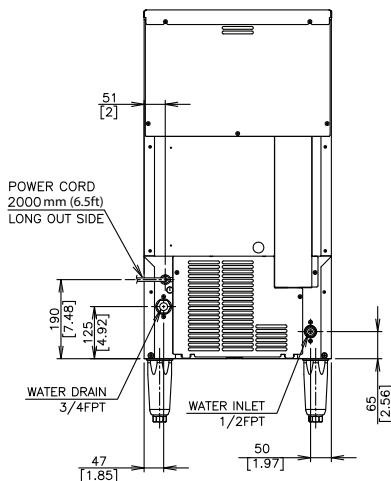


KM-115BAJ

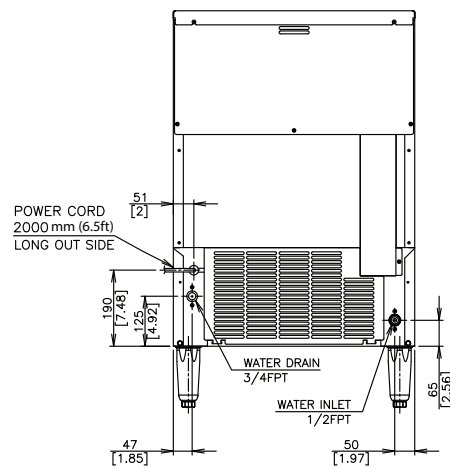


KM-115BAJ

REAR VIEW



KM-80BAJ



KM-115BAJ