

## NF7CLX LBP/MBP Compressor R404A/R507 115V 60Hz

### General

Code number	105F1721
Approvals	UL984
Compressors on pallet	80

### Application

	LBP/MBP			
	Hz	50	60	
Frequency	Hz	50	60	
Evaporating temperature	°F	-	-49 to 45	
Voltage range	V	-	95 - 135	
Max. condensing temperature continuous (short)	°F	-	122 (140)	
Max. winding temperature continuous (short)	°F	-	257 (275)	

### Cooling requirements

Frequency	Hz	50			60		
		LBP	MBP	HBP	LBP	MBP	HBP
90°F		-	-	-	F <sub>2</sub>	F <sub>2</sub>	-
100°F		-	-	-	F <sub>2</sub>	F <sub>2</sub>	-
110°F		-	-	-	F <sub>2</sub>	F <sub>2</sub>	-
Remarks on application: MBP 108 - 135V, 60Hz							

### Motor

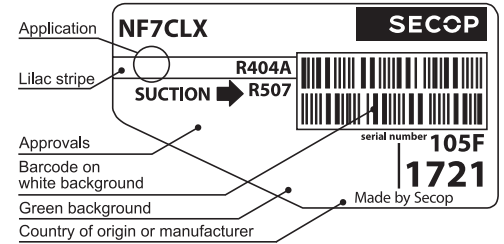
Motor type	CSIR		
LRA (rated after 4 sec. UL984), HST   LST	A	28.0	-
Cut in Current, HST   LST	A	28.0	-
Resistance, main   start winding (77°F)	Ω	1.7	5.4

### Design

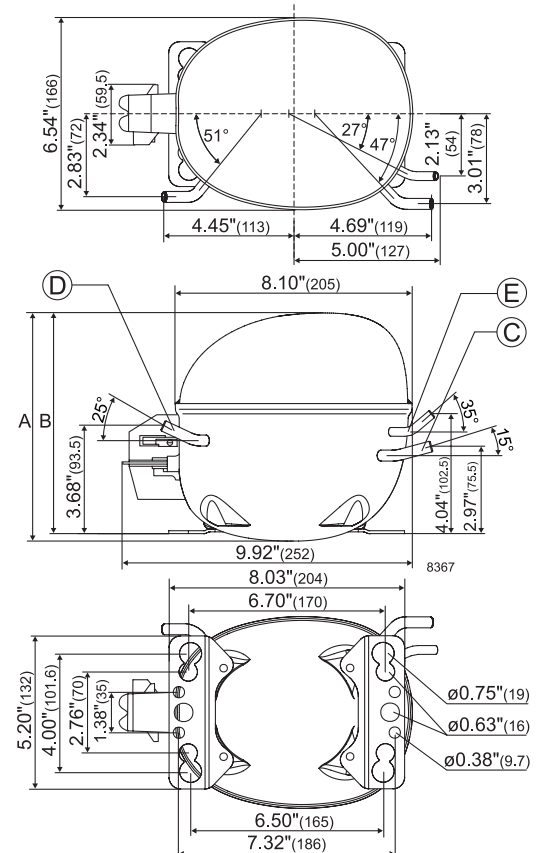
Displacement	cu.in	0.44
Oil quantity (type)	fl.oz.	10.8 (polyolester)
Maximum refrigerant charge	oz.	14.0
Free gas volume in compressor	fl.oz.	76.9
Weight without electrical equipment	lbs.	22.2

### Dimensions

Height	inch	A	8.00
		B	7.76
		B1	-
		B2	-
Suction connector	location, I.D. in.   angle	C	0.320-0.327   15°
	material   comment		Copper   Rubber plug
Process connector	location, I.D. in.   angle	D	0.252-0.259   25°
	material   comment		Copper   Rubber plug
Discharge connector	location, I.D. in.   angle	E	0.252-0.259   35°
	material   comment		Copper   Rubber plug
Oil cooler connector	location, I.D. in.   angle	F	-
	material   comment		-
Remarks:			



- S = Static cooling normally sufficient
- O = Oil cooling
- F<sub>1</sub> = Fan cooling 1.5 m/s (compressor compartment temperature equal to ambient temperature)
- F<sub>2</sub> = Fan cooling 3.0 m/s necessary
- SG = Suction gas cooling normally sufficient
- = not applicable in this area



**ASHRAE LBP\***

115V, 60Hz, fan cooling F<sub>2</sub>

Evap. temp. in °F	-49	-40	-30	-20	-13	-10	0	10	14	20	30	32	40	45	50	59	68
Capacity in BTU/h	457	672	959	1304	1585	1716	2205	2780	3037	3451	4226	5117	5213	5609			
Power cons. in W	191	229	271	313	343	356	401	448	468	499	555	616	622	649			
Current cons. in A	3.65	3.76	3.93	4.14	4.32	4.40	4.71	5.07	5.22	5.47	5.93	6.43	6.48	6.70			
EER in BTU/Wh	2.39	2.93	3.54	4.17	4.62	4.82	5.51	6.21	6.49	6.91	7.62	8.31	8.38	8.65			

**ASHRAE MBP**

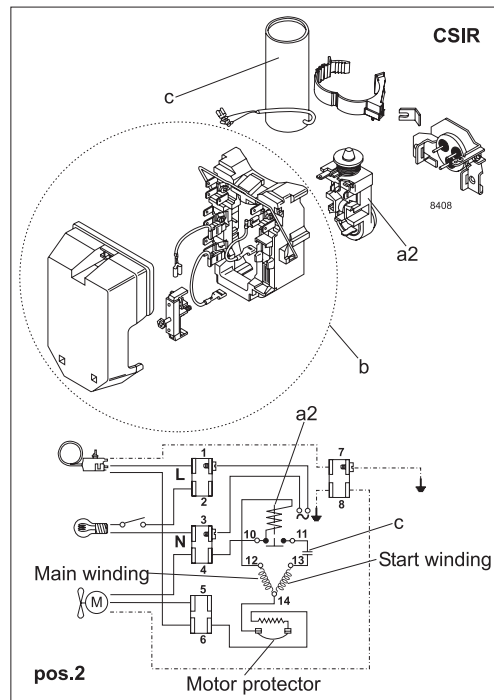
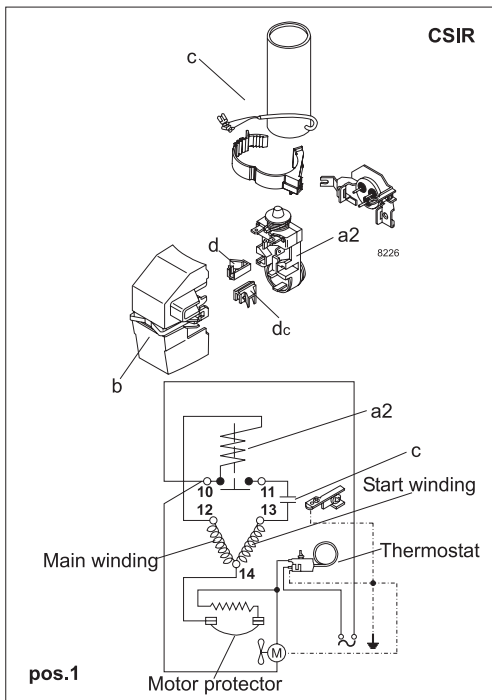
115V, 60Hz, fan cooling F<sub>2</sub>

Evap. temp. in °F	-49	-40	-30	-20	-13	-10	0	10	14	20	30	32	40	45	50	59	68
Capacity in BTU/h	280	456	690	974	1207	1316	1727	2214	2433	2789	3460	4237	4321	4669			
Power cons. in W	176	221	270	318	353	368	419	472	494	529	590	656	663	691			
Current cons. in A	3.60	3.75	3.96	4.22	4.43	4.53	4.88	5.29	5.46	5.74	6.24	6.78	6.84	7.07			
EER in BTU/Wh	1.59	2.06	2.56	3.06	3.42	3.58	4.12	4.69	4.92	5.27	5.86	6.46	6.52	6.75			

**EN 12900 Household (CECOMAF)**

115V, 60Hz, fan cooling F<sub>2</sub>

Evap. temp. in °F	-49	-40	-30	-20	-13	-10	0	10	14	20	30	32	40	45	50	59	68
Capacity in BTU/h	379	565	813	1111	1353	1467	1888	2384	2604	2960	3626	4389	4471	4809			
Power cons. in W	189	229	271	314	345	358	404	452	473	504	561	623	629	656			
Current cons. in A	3.64	3.76	3.93	4.15	4.33	4.42	4.74	5.10	5.26	5.51	5.97	6.48	6.54	6.76			
EER in BTU/Wh	2.00	2.47	3.00	3.53	3.92	4.09	4.67	5.27	5.51	5.87	6.46	7.05	7.10	7.33			



Accessories for NF7CLX	Figure	Code number
Starting relay 1/4 in. spade connect.	a2	117U4129
Protector 3/4 in. Texas Instruments		MRT22AFZ-6
Cover (standard)	b	117U1021
Cord relief	d	117U0349
Cord relief for capacitor	dc	117U0349
Cover (alternative) with terminal board	b (pos.2)	117U1024
Start. capacitor 320 µF 1/4 in. spade connect.	c	117U5022

Test conditions	ASHRAE LBP*	ASHRAE MBP	EN 12900/CECOMAF
Condensing temp.	110°F	130°F	113°F
Ambient temp.	90°F	95°F	90°F
Suction gas temp.	90°F	95°F	90°F
Liquid temperature	90°F	115°F	113°F

Mounting accessories	Code number
Bolt joint for one comp. Ø: 5/8 in.	118-1917
Bolt joint in quantities Ø: 5/8 in.	118-1918
Snap-on in quantities Ø: 5/8 in.	118-1919

Nidec GA Compressors accepts no responsibility for possible errors in catalogs, brochures, and other printed material. Nidec GA Compressors reserves the right to alter its products without notice. This also applies to products already on order provided that such alterations can be made without consequential changes being necessary to specifications already agreed. All trademarks in this material are the property of the respective companies. Secop and the Secop logotype are trademarks of Nidec Global Appliance Germany GmbH. All rights reserved. [www.secop.com](http://www.secop.com)